

## PMD-2000 Interferential Stimulator 15 Preset Therapy Protocols

### Protocol 1: Abrupt Shift therapy 2 / 2

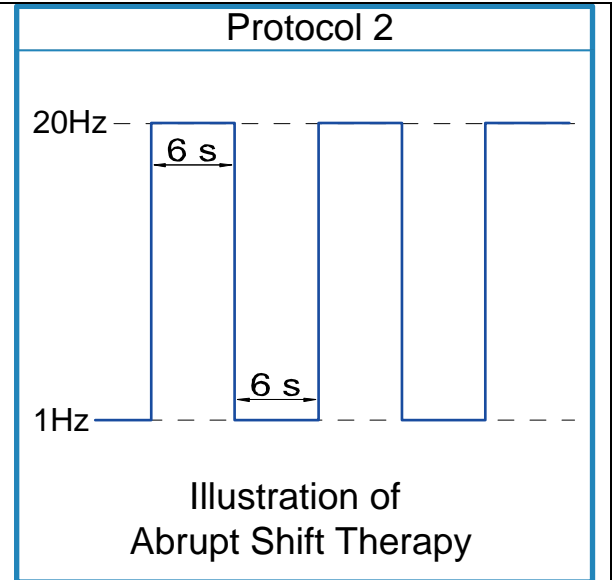
Dwell at 1 Hz for 2 seconds, abruptly shift to 10 Hz and dwell for 2 seconds, then abruptly shift to 1 Hz. Repeat.  
Frequency range of 1 to 10 Hz; total treatment time of 30 minutes.

### Protocol 2: Abrupt Shift therapy 6 / 6

Dwell at 1 Hz for 6 seconds, abruptly shift to 20 Hz and dwell for 6 seconds, then abruptly shift to 1 Hz. Repeat.  
Frequency range of 1 to 20 Hz; total treatment time of 30 minutes.

### Protocol 3: Abrupt Shift therapy 9 / 9

Dwell at 1 Hz for 9 seconds, abruptly shift to 30 Hz and dwell for 9 seconds, then abruptly shift to 1 Hz. Repeat.  
Frequency range of 1 to 30 Hz; total treatment time of 30 minutes.

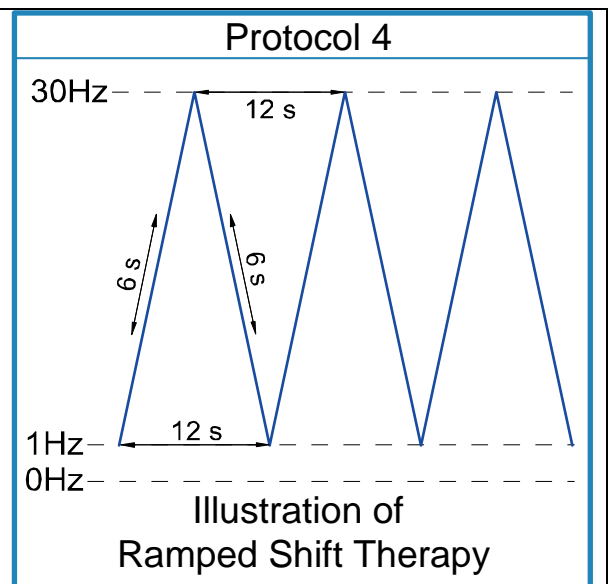


### Protocol 4: Ramped Shift therapy Low

Sweep from 1 Hz to 30 Hz over 6 seconds and back from 30 Hz to 1 Hz over 6 seconds. Repeat.  
Frequency range of 1 to 30 Hz, total treatment time of 30 minutes.

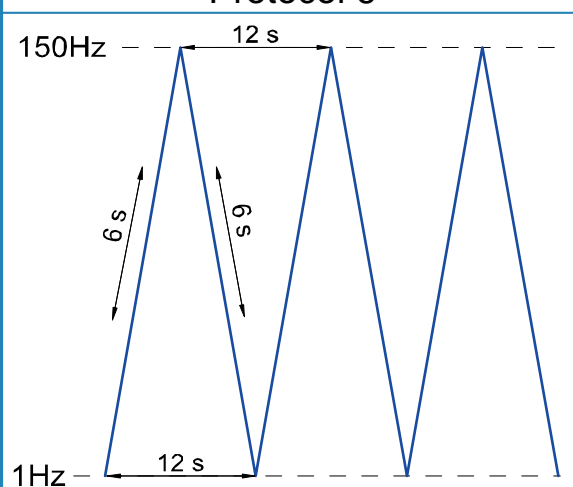
### Protocol 5: Ramped Shift therapy High

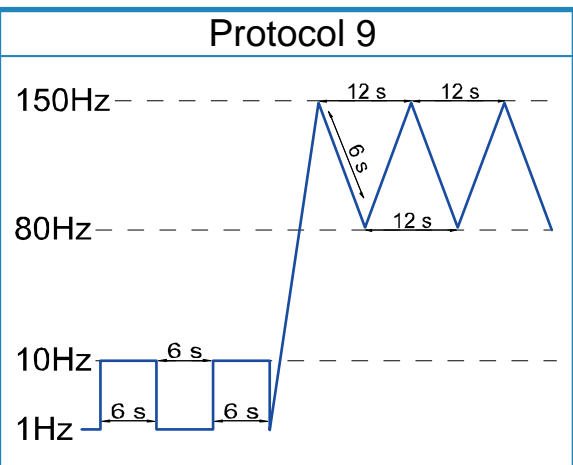
Sweep from 80 Hz to 150 Hz over 12 seconds and back from 150 Hz to 80 Hz over 12 seconds. Repeat.  
Frequency range of 80 to 150 Hz, total treatment time of 30 minutes.



Phoenix Medical Devices, LLC		PMD-2000 510(k) Pre-set Protocol Information	
Document No.: 10-05-008	Process Owner: President	Revision: A	File name: 10-05-008 PMD-2000 510(k) Pre-set Protocol Information.doc

## PMD-2000 Interferential Stimulator 15 Preset Therapy Protocols

<p><b>Protocol 6: Full Sweep therapy 6 s</b> Sweep from 1 Hz to 150 Hz over 6 seconds and back from 150 Hz to 1 Hz over 6 seconds. Repeat. Frequency range of 1 to 150 Hz, total treatment time of 30 minutes.</p> <p><b>Protocol 7: Full Sweep therapy 15 s</b> Sweep from 1 Hz to 150 Hz over 15 seconds and back from 150 Hz to 1 Hz over 15 seconds. Repeat. Frequency range of 1 to 150 Hz, total treatment time of 30 minutes.</p>	<div style="border: 1px solid black; padding: 5px;"> <p style="text-align: center;"><b>Protocol 6</b></p>  <p style="text-align: center;">Illustration of Full Sweep Therapy</p> </div>
--	---

<p><b>Protocol 8: Dual therapy low</b> FIRST HALF (1 to 15 min.): Abrupt Shift therapy between 1 Hz and 6 Hz with a 6 second dwell at each setting. Repeat. SECOND HALF (16 to 30 min.): Ramped Shift therapy between 80Hz and 150Hz over 6 seconds and back. Repeat. Total treatment time of 30 minutes.</p> <p><b>Protocol 9: Dual therapy med</b> FIRST HALF (1 to 15 min.): Abrupt Shift therapy between 1 Hz and 10 Hz with a 6 second dwell at each setting. Repeat. SECOND HALF (16 to 30 min.): Ramped Shift therapy between 80Hz and 150Hz over 6 seconds and back. Repeat. Total treatment time of 30 minutes.</p> <p><b>Protocol 10: Dual therapy high</b> FIRST HALF (1 to 15 min.): Abrupt Shift therapy between 10 Hz and 20 Hz with a 6 second dwell at each setting. Repeat. SECOND HALF (16 to 30 min.): Ramped Shift therapy between 100 Hz and 150 Hz over 6 seconds and back. Repeat. Total treatment time of 30 minutes.</p>	<div style="border: 1px solid black; padding: 5px;"> <p style="text-align: center;"><b>Protocol 9</b></p>  <p style="text-align: center;">Illustration of Dual Therapy (1/2 Abrupt - 1/2 Ramp)</p> </div>
---	---

<b>Phoenix Medical Devices, LLC</b>		<b>PMD-2000 510(k) Pre-set Protocol Information</b>	
Document No.: 10-05-008	Process Owner: President	Revision: A	File name: 10-05-008 PMD-2000 510(k) Pre-set Protocol Information.doc

## PMD-2000 Interferential Stimulator 15 Preset Therapy Protocols

### Protocol 11: Neuromuscular Stimulation therapy 3 / 3

Frequency fixed at 50 Hz. Start in relax state (zero amplitude / no current) and dwell for 3 seconds. Quick ramp to contraction state (amplitude set by patient) and dwell for 3 seconds, then quick ramp to relax state (zero amplitude). Repeat. 1 second ramp. Contraction state is indicated by flashing asterisk on the LCD. Treatment time of 20 minutes.

### Protocol 12: Neuromuscular Stimulation therapy 3 / 6

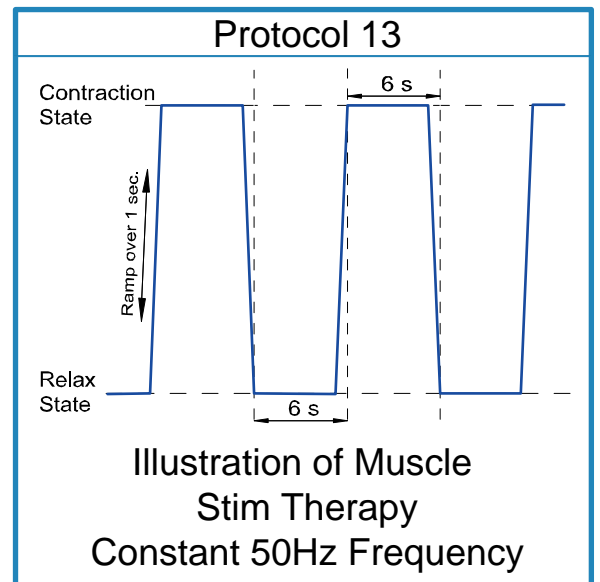
Frequency fixed at 50 Hz. Start in relax state (zero amplitude / no current) and dwell for 6 seconds. Quick ramp to contraction state (amplitude set by patient) and dwell for 3 seconds, then quick ramp to relax state (zero amplitude). Repeat. 1 second ramp. Contraction state is indicated by flashing asterisk on the LCD. Treatment time of 20 minutes.

### Protocol 13: Neuromuscular Stimulation therapy 6 / 6

Frequency fixed at 50 Hz. Start in relax state (zero amplitude / no current) and dwell for 6 seconds. Quick ramp to contraction state (amplitude set by patient) and dwell for 6 seconds, then quick ramp to relax state (zero amplitude). Repeat. 1 second ramp. Contraction state is indicated by flashing asterisk on the LCD. Treatment time of 20 minutes.

### Protocol 14: Neuromuscular Stimulation therapy 5 / 10

Frequency fixed at 50 Hz. Start in relax state (zero amplitude / no current) and dwell for 5 seconds. Quick ramp to contraction state (amplitude set by patient) and dwell for 10 seconds, then quick ramp to relax state (zero amplitude). Repeat. 1 second ramp. Contraction state is indicated by flashing asterisk on the LCD. Treatment time of 20 minutes.



### Protocol 15: Continuous Stimulation therapy

Variable frequency. Pressing enter when in this therapy mode will cause the variable frequency screen to appear. Adjust up or down with the appropriate arrow. Treatment time of 60 minutes.

Phoenix Medical Devices, LLC		PMD-2000 510(k) Pre-set Protocol Information	
Document No.: 10-05-008	Process Owner: President	Revision: A	File name: 10-05-008 PMD-2000 510(k) Pre-set Protocol Information.doc